



LIVE IN A BOSTON HISTORIC DISTRICT?

All properties with approved work in Boston's nine historic districts and individual landmarks are required to display their approval placard for the duration of the project.

 City of Boston
Environment

 City of Boston
Mayor Michelle Wu

Beacon Hill Architectural District

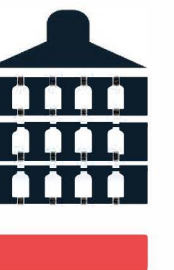
APP: 19.5862 BH

Issue Date: XX/XX/XXXX
Location of Work: (within purview of Commission): Front Rear Roof Interior
Work Description: "Preserving Boston"

Property Address: 1 SAMPLE STREET
Issued By: Sample Staff
Boston Landmarks Commission
Phone: (617) 635-3850
Email: SOUTHENDLDC@BOSTON.GOV

This certificate must remain on display while construction is in progress. It must be posted visibly from the street near the building permit.

CITY of BOSTON
1 CITY HALL SQUARE BOSTON, MA 02201-2021 | ROOM 709 | 617-635-3850 | ENVIRONMENT@BOSTON.GOV



Here's How...

Step 1: Apply for work and receive your certificate of approval. Print it out. It does not need to be printed in color.

Step 2: Post your approval on the front of the property, 1st level and clearly visible from the sidewalk, preferably near your building permit.

Step 3: Keep the placard posted and visible to the public for the duration of the project.

For more information visit: [Boston.gov/landmarks](https://www.boston.gov/landmarks)

